



Cabinet Doors & Drawer Boxes

2018 | SPRING

CRAFTSMANSHIP. SERVICE. QUALITY.
SINCE 1995

COPE-N-STICK WOOD DOORS



ASTRON



ASHLEY



DURHAM



ORION



HELIO



MALLAGA



BROOKS



ALEXIS



HARLEY



BAHIA



SYLVAN



ARIEL



PRISCILLA



SCOTTSDALE



BARBOUR



CAPTIVA



SNOWDEN



ACUARIO

MITERED WOOD DOORS



DAYTONA



RIO



LAGUNA



NEWPORT



PANAMA



CORTINA



DERBY



DIPLOMAT



AMBER



SAMANTHA



PIPELINE



CAMBRIA



HUNTINGTON



BOYD



MANCHESTER



WESTON



BELMONT



CASTLEWOOD

MOULDING & CONTEMPORARY WOOD DOORS



CARLTON



HORIZON



SHERIDON



ALINA



STRAGER



WRIGHT



PINNACLE





DONOVAN (True Louver)



RAYA

WOOD OUTSIDE EDGE OPTIONS

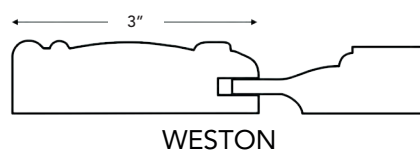
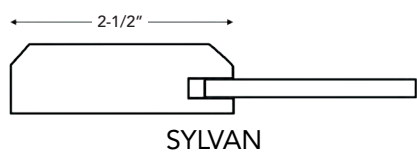
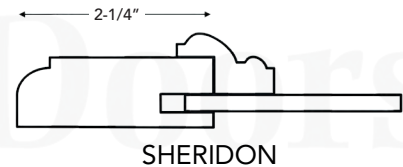
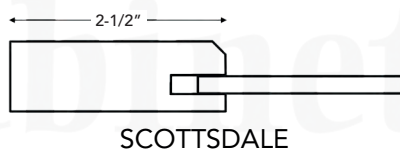
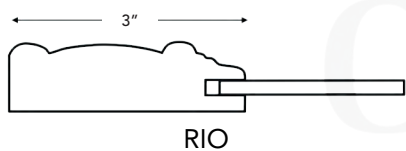
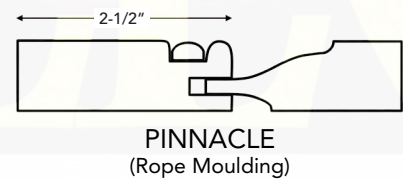
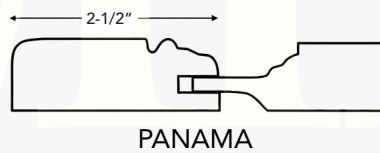
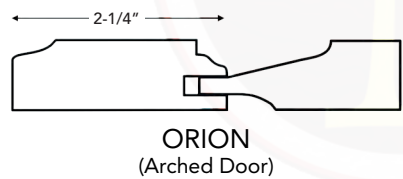
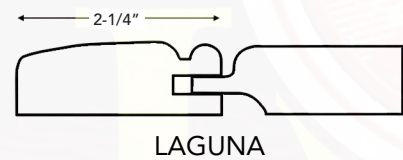
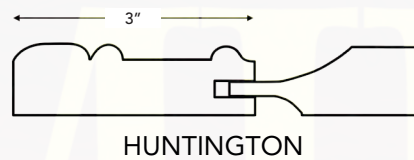
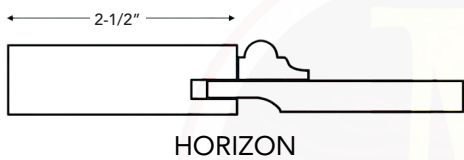
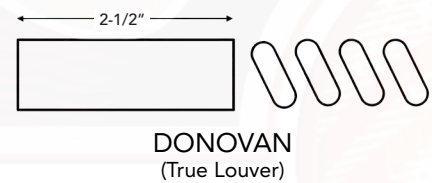
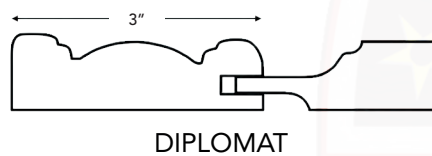
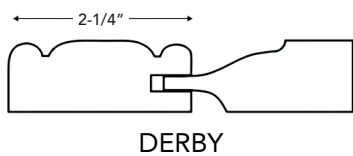
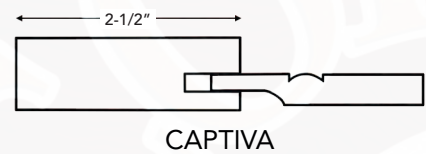
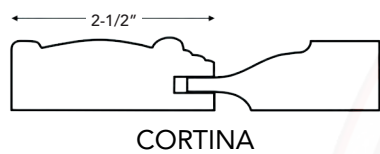
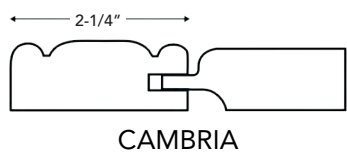
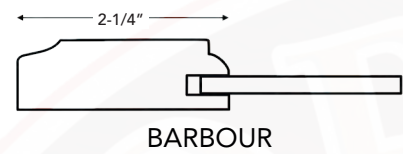
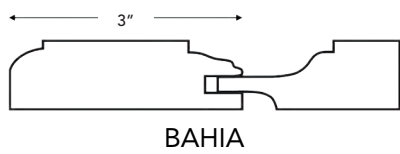
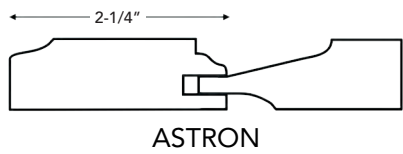
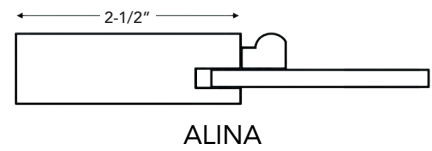
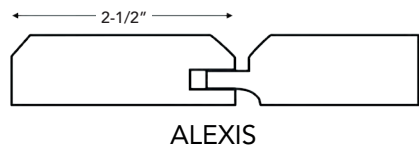
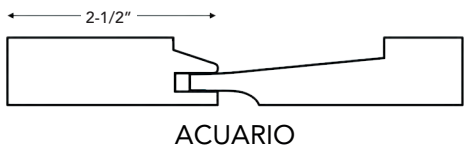


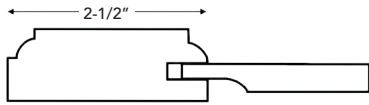
COMPANY HISTORY

Since opening our doors in 1995, Corona Millworks has grown into a leading supplier of Cabinet Doors, Drawer Boxes, Cabinet Components, and Hardware to the cabinet industry. CMW continually strives to provide excellent quality, a broad selection, and superior service. This is done in the true spirit of partnership while building long term relationships in the industry. All of our products are produced from the finest materials and each order is custom manufactured to your specifications. We fabricate all essential pieces for your residential and commercial applications at our Southern California facilities. From mill to delivery...

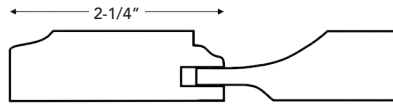
Corona Millworks is the source for craftsmanship, service, and quality for all your cabinet door and component needs.

WOOD DOOR PROFILES

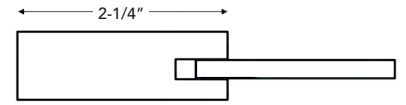




AMBER



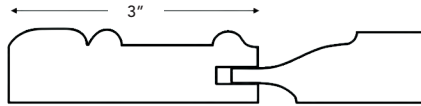
ARIEL



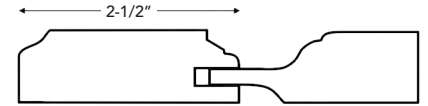
ASHLEY



BELMONT



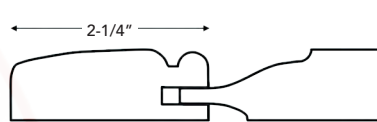
BOYD



BROOKS



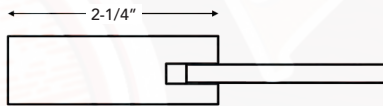
CARLTON



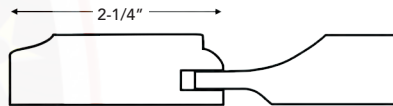
CASTLEWOOD



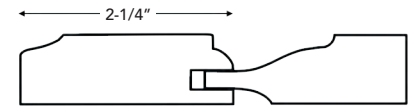
DAYTONA



DURHAM
(Split Door)



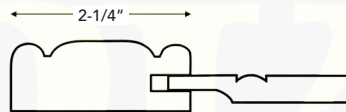
HARLEY



HELIO



MALLAGA



MANCHESTER



NEWPORT



PIPELINE



PRISCILLA



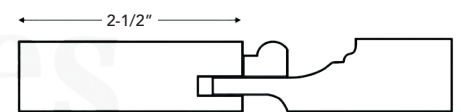
RAYA
(Rope Moulding)



SAMANTHA



SNOWDEN




STRAGER

Profiles are shown with the door's standard frame width and outside edge detail. Matching 5-piece, solid slab, and routed drawer fronts are also available for most wood doors. Optional frame widths and outside edge details are available for most doors.

RIDGID THERMOFOIL DOORS




CM 766



CM 131



CM 756



CM 100



CM 712

For additional Thermofoil door styles and color options please visit www.CoronaMillworks.com

THERMOFOIL OUTSIDE EDGE OPTIONS



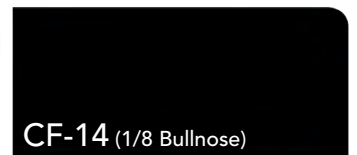
CF-2 (Small Astron)



CF-5 (3/8 Bullnose)



CF-6 (1/16 Bullnose)



CF-14 (1/8 Bullnose)



CF-17 (1/4 Bullnose)



CF-20 (Laguna)



CF-24 (All Pro Big)



CF-150 (All Pro Small)

PUR EDGEBANDED DOORS



5-PIECE OPTIONS (*Recessed Panel*)

High Gloss Acrylic

- A-500 (1mm Edgeband)

Textured Melamine

- TM-500 (1mm Edgeband)

3-PIECE OPTIONS

High Gloss Acrylic

- A-300 (1mm Edgeband)

Textured Melamine

- TM-300 (1mm Edgeband)

1-PIECE OPTIONS

High Gloss Acrylic

- A-100 (Slab with 1mm Edgeband)

Laminate

- L-050 (Slab with .5mm Edgeband)
- L-100 (Slab with 1mm Edgeband)
- L-300 (Slab with 3mm Edgeband)

Standard Melamine

- M-050 (Slab with .5mm Edgeband)
- M-100 (Slab with 1mm Edgeband)
- M-300 (Slab with 3mm Edgeband)

Textured Melamine

- TM-100 (Slab with 1mm Edgeband)

Veneer

- V-050 (Slab with .5mm Edgeband)
- V-100 (Slab with 1mm Edgeband)
- V-300 (Slab with 3mm Edgeband)

Vertical Grain is standard on doors and Horizontal Grain is standard on drawer fronts, unless specified.

5-PIECE (*Recessed Panel*)



3-PIECE



1-PIECE



Cabinet Doors & Drawer Fronts

Styles, specifications, and availability are subject to change. Please call 800.200.0975 for questions.

DRAWER BOXES

5~7 DAY LEAD TIME

SIDE MATERIALS

Prefinished & Unfinished Plywood

- 1/2" or 5/8" Baltic Birch
- 1/2" or 5/8" Europly Maple

Unfinished Solid Wood

- 1/2" or 5/8" Maple (Soft)
- 1/2" or 5/8" Maple (Select White)
- 1/2" or 5/8" Alder
- 1/2" or 5/8" Aspen
- 1/2" or 5/8" Beech
- 1/2" or 5/8" Cherry
- 1/2" or 5/8" Oak (Red)

**All solid material finished after assembly*

Melamine

- 1/2" or 5/8" White Melamine
- 1/2" Maple Melamine
- 1/2" Black Melamine
- 1/2" Almond Melamine
- 1/2" White Melamine (w/MDF Core)

**Available in doweled construction only*

DOVETAIL
CONSTRUCTION

DOWEL
CONSTRUCTION

BOTTOM MATERIALS

Finished & Unfinished Plywood

- 1/4" or 1/2" in:
Maple, Birch, Cherry, Alder, Red Oak, Beech

Melamine

- 1/4" or 1/2" White Melamine
- 1/4" or 1/2" Maple Melamine
- 1/4" or 1/2" Black Melamine
- 1/4" or 1/2" Almond Melamine

TOP EDGES

- Bull Nose
- Square
- Square Flush

TOP FINISHES

- Clear Foil
- PVC Tape
- Wood Tape

Please visit our website for more options and additional information.

SLIDES & CLIPS

UNDER-MOUNT & SIDE-MOUNT
OPTIONS AVAILABLE FROM
HETTICH & BLUM



CONTACT SALES
800.200.0975

FAX
909.606.3270

OFFICE
909.606.3288

ONLINE
CoronaMillworks.com