

Corona Millworks

Hardware and Fasteners



Corona Millworks Hardware

Knobs



K-100
30mm Knob Ant. Black



K-110
30mm Knob Satin Nickel



K-120
30mm Knob Oil
Brushed Bronze



K-130
1-3/8 Knob
Weathered Nickel



K-140
1-3/8 Knob Satin Nickel



K-150
1-3/8 Knob Oil
Brushed Bronze



K-160
30mm Deco Knob
Weathered Nickel



K-170
30mm Deco Knob
Satin Nickel



K-180
30mm Deco Knob
Oil Brushed Bronze



K-190
32mm Knob Antique Black



K-200
32mm Knob Satin Nickel



K-210
32mm Knob Oil
Brushed Bronze

Corona Millworks Hardware

Pulls



P-100
Pull 3" CC Antique Black



P-130
Pull 3" Deco CC Weathered Nickel



P-110
Pull 3" CC Satin Nickel



P-140
Pull 3" Deco CC Satin Nickel



P-120
Pull 3" CC Oil Brushed Bronze



P-150
Pull 3" Deco CC Oil Brushed Bronze



Bar Pull Satin Nickel

6" BP6-N	16" BP16-N	26" BP26-N
8" BP8-N	18" BP18-N	28" BP28-N
10" BP10-N	20" BP20-N	30" BP30-N
12" BP12-N	22" BP22-N	
14" BP14-N	24" BP24-N	



Pull 96 mm CC Satin Nickel P-96
Pull 128 mm CC Satin Nickel P-126

Corona Millworks Hardware Options

Hinges & Back Plates




0mm Frameless Plate
FP




0mm Frameless
Adjustable Plate
FAP



*120 Degree, w/dowels
H120



FFP0 - 0mm Face Frame Plate
Full Overlay



H165
*165 Degree, w/dowels


Specialty Hinges:

- H30 - 30 degree Hinge
- H45 - 45 degree Hinge
- H Pie - Pie Corner Hinge


FFP3 - 3mm Face Frame Plate
1/2" Overlay



Frameless
Soft Close w/screws
0mm FPSC-0
2mm FPSC-2



Adjustable
Frameless Plate
Soft Close w/screws
0mm FAPSC-0
2mm FAPSC-2
4mm FAPSC-4



3mm Face Frame
Plate Soft Close
FFP3-S



110 Degree, Soft Close
w/dowels
SCH-110F Full Overlay
SCH-110H 1/2" Overlay
SCH-110I Inset

Corona Millworks Hardware

Drawer Slides



Under Mount Soft Close Drawer Slides

12" CC44-12 18" CC44-18
15" CC44-15 21" CC44-21



Side Mount Full Extension BB Slide

10" BB46-10 16" BB46-16 22" BB46-22 28" BB46-28
12" BB46-12 18" BB46-18 24" BB46-24
14" BB46-14 20" BB46-20 26" BB46-26

Spacers & Pins



3/4" Spacers
SPCR



5mm Nickel Spoon Shaped
Shelf Pin - Qty = 100
PIN-5



3/8" x 1/16" Clear Bumper
Qty = 450
CLR-BUM

Corona Millworks Hardware

Quick Screws



Breakaway Screw
#8-32 x 1 3/4"

SB-134-1H Qty = 100
SB-134-1K Qty = 1000



Confirmat Screw
7mm x 50mm

SC-50-1H Qty = 100
SC-50-1K Qty = 1000



Assembly Screw

#8 x 1" Type 17	Qty = 100	ST17-1-1H
#8 x 1" Type 17	Qty = 1000	ST17-1-1K
#8 x 1 1/4" Type 17	Qty = 100	ST17-114-1H
#8 x 1 1/4" Type 17	Qty = 1000	ST17-114-1K
#8 x 1 1/2" Type 17	Qty = 100	ST17-112-1H
#8 x 1 1/2" Type 17	Qty = 1000	ST17-112-1K
#8 x 1 5/8" Type 17	Qty = 100	ST17-158-1H
#8 x 1 5/8" Type 17	Qty = 1000	ST17-158-1K
#8 x 2" Type 17	Qty = 100	ST17-2-1H
#8 x 2" Type 17	Qty = 1000	ST17-2-1K
#9 x 2 1/2" Type 17	Qty = 100	ST17-212-1H
#9 x 2 1/2" Type 17	Qty = 1000	ST17-212-1K
#9 x 3" Type 17	Qty = 100	ST17-3-1H
#9 x 3" Type 17	Qty = 1000	ST17-3-1K



Drawer Front Adjusting Screw

#8 x 7/8"	Qty = 100	SDF-78-1H
#8 x 7/8"	Qty = 1000	SDF-78-1K
#8 x 1"	Qty = 100	SDF-1-1H
#8 x 1"	Qty = 1000	SDF-1-1K
#8 x 1 1/8"	Qty = 100	SDF-118-1H
#8 x 1 1/8"	Qty = 1000	SDF-118-1K
#8 x 1 1/4"	Qty = 100	SDF-114-1H
#8 x 1 1/4"	Qty = 1000	SDF-114-1K



**6.3mm x 10.5mm
European Slide Screw**

SE-105-1H Qty = 100
SE-105-1K Qty = 1000



Low Profile Drawer Slide Screw
#8 x 1/2"

SLD-12-1H Qty = 100
SLD-12-1K Qty = 1000



Undercut Hinge & Drawer Slide Screw

#6 x 7/16"	Qty = 100	SHD-12-1H
#6 x 7/16"	Qty = 1000	SHD-12-1K
#6 x 1/2"	Qty = 100	SHD-716-1H
#6 x 1/2"	Qty = 1000	SHD-716-1K

CORONA MILLWORKS

**Corona Millworks can supply you with
all your cabinet needs**

save time and money

Ask about our:



Wood Doors



Drawer Boxes



Foil Doors



Hardware



Cabinet Components



Prefinished Doors



Cabinet Doors, Drawer Boxes
and Cabinet Components